

CombiTac LCT06 coolant couplings

CombiTacline | Industrial Connectors



Carriers for coolants couplings CT-E-UCT08-...

1- and 2-pole carriers made of resilient plastic.

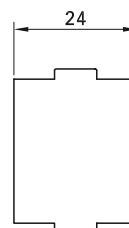
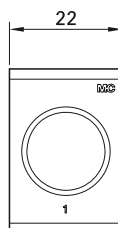
Note:

The contact carrier can be used on both the socket and the pin side. The difference can be seen in the position of the MC logo.

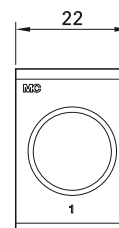
CT-E-UCT08-1



Socket side



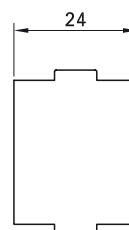
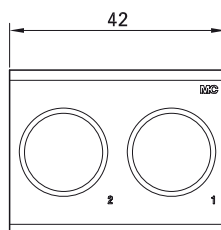
Pin side



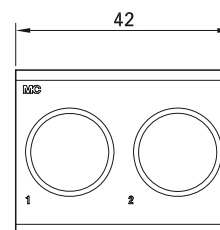
CT-E-UCT08-2



Socket side



Pin side



Order No.	Type	Number of poles	For sockets	For plugs
33.4032	CT-E-UCT08-1	1	x	x
33.4031	CT-E-UCT08-2	2	x	x

Technical data

Contact carrier material	EPTR
--------------------------	------

Coolants couplings CT-...-LCT06

For carrier CT-E-UCT08-..., leakproof, shut-off on both sides

Type of termination:
Internal thread

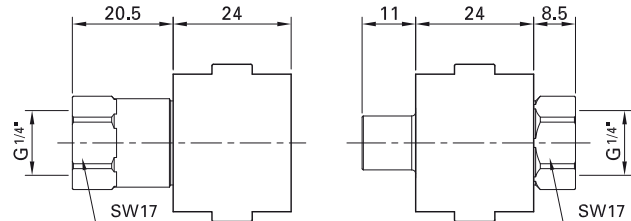
Note:

- CT-...-LCT06 suitable for panel and housing applications.

CT-B-LCT06



CT-S-LCT06



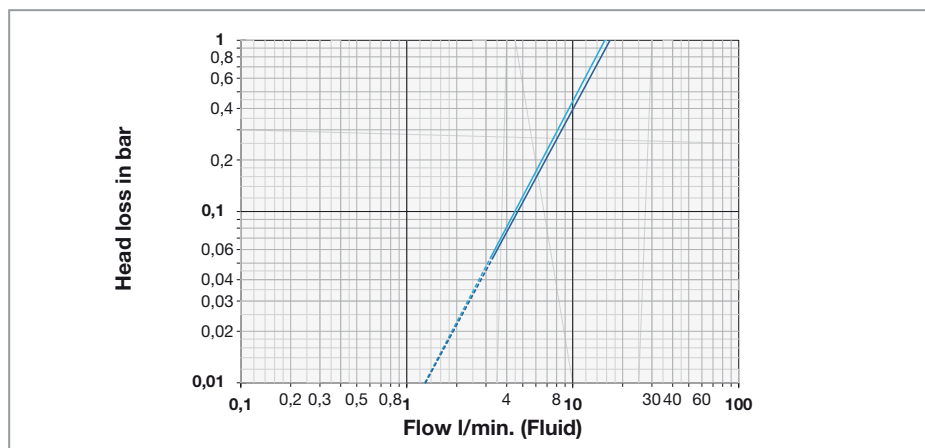
Order No.	Type	Socket	Plug	Outer-Ø D of the tube		A	Shut-off
				mm	"		With
33.0229	CT-B-LCT06 ¹⁾	x		8	G 1/4		x
33.0629	CT-S-LCT06 ¹⁾		x	8	G 1/4		x

Technical data	
Nominal bore (mm)	06
Max. working pressure (bar)	15
Min. vacuum absolute pressure (mbar)	14
Insertion force	44.5 N / 0 bar; 135 N / 10 bar; 187 N / 15 bar
Max. retention force	187 N / 15 bar
Operating temperatures	-15 °C ... +90 °C
Sealing materials	NBR
Mating cycles	100,000 ²⁾

Note

See CombiTac main catalog, page 111:
Electrical plug connectors for control and power in the immediate proximity of connections for liquids and gas.

Test conditions CT-...-LCT06



Fluid:

Water (volumetric mass 998 kg/m³).

- Hydraulic
- Flow rate 5 m/s

Socket	Flow direction	Plug	Viscosity	Input pressure	Tube-Ø
			cSt	bar	mm
CT-B-LCT06 ¹⁾²⁾		CT-S-LCT06 ¹⁾	1.08	-	8

¹⁾ For flow, head loss diagrams, and sliding forces, see page 111.

²⁾ Lubrication interval every 20,000 mating cycles, see MA213.



■ Stäubli Units ○ Agents

Global presence of the Stäubli Group

www.staubli.com